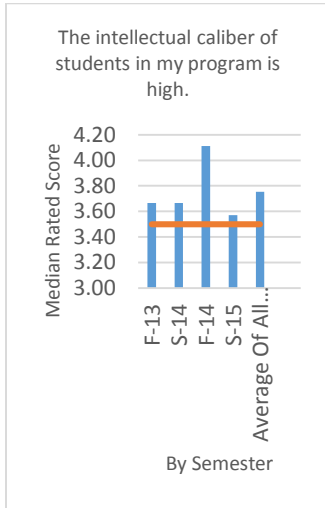
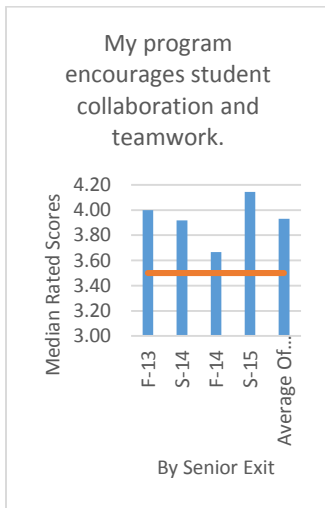


To what extent do you agree/ disagree with the following statements regarding academics in your undergraduate programs?

College of Business Senior Exit Survey (Likert Scale 1-5; 5 being the highest possible score)

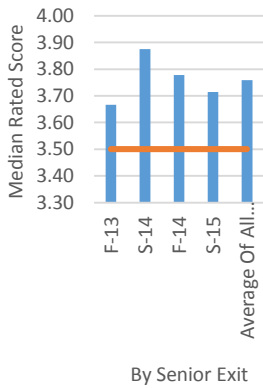


Average Of All Scores 3.75  
Target 3.50



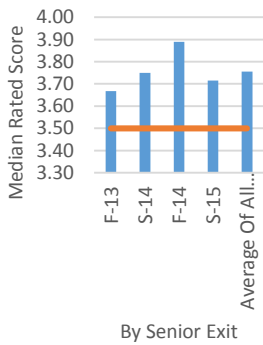
Average Of All Scores 3.75  
Target 3.50

My program has high academic standards.



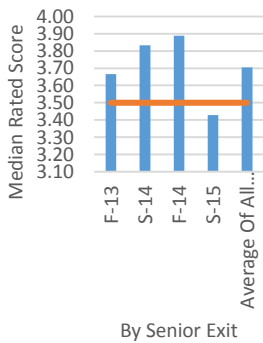
Average Of All Scores 3.75  
Target 3.50

My program integrates current developments in my field.



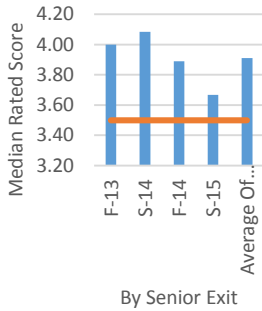
Average Of All Scores 3.75  
Target 3.50

My program prepared me well for my profession.



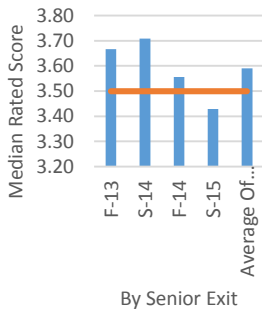
Average Of All Scores 3.70  
Target 3.50

My program was intellectually challenging and stimulating.



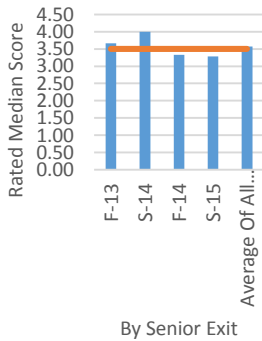
Average Of All Scores 3.91  
Target 3.50

I would recommend my undergraduate program to prospective students.

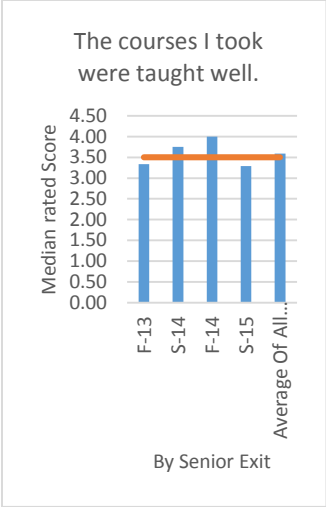


Average Of All Scores 3.59  
Target 3.50

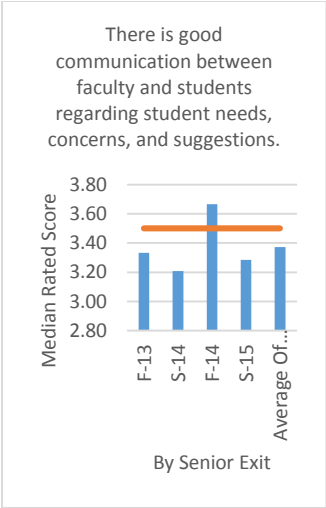
If I were starting over, I would enroll in this program again.



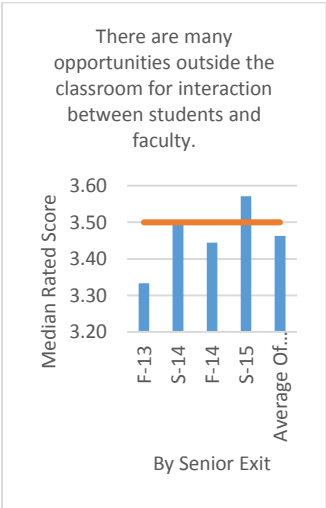
Average Of All Scores 3.57  
Target 3.50



Average Of All Scores 3.59  
Target 3.50

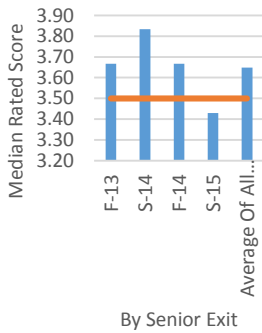


Average Of All Scores 3.37  
Target 3.50



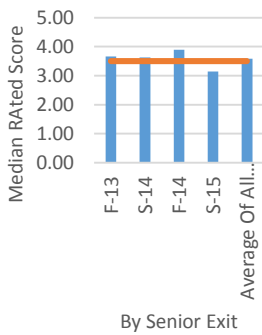
Average Of All Scores 3.46  
Target 3.50

Faculty in my department are interested in the professional development of undergraduate students.



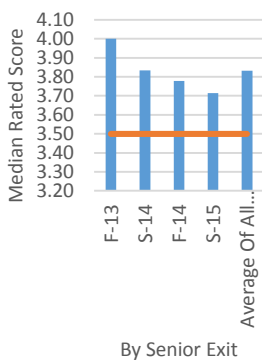
Average Of All Scores 3.65  
Target 3.50

Faculty in my department are helpful and supportive in my search for professional employment.



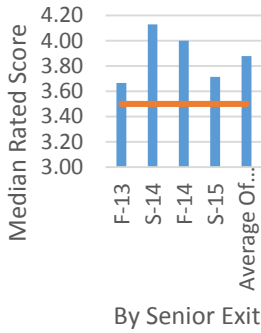
Average Of All Scores 3.58  
Target 3.50

Faculty in my department are well qualified to teach their courses.



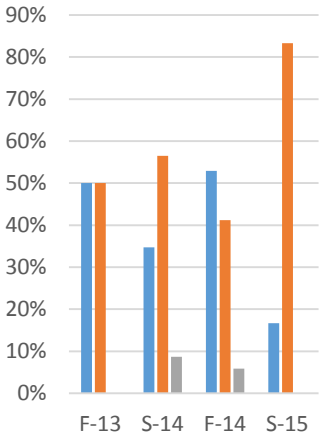
Average Of All Scores 3.75  
Target 3.50

Faculty in my department were willing to meet with me to discuss my academic performance.



Average Of All Scores 3.88  
Target 3.50

### Time to Degree



- More than originally expected
- About the same as originally expected
- Less than originally expected

	F-13	S-14	F-14	S-15
<b>More than originally expected</b>	50%	34.70%	52.94%	16.67%
<b>About the same as originally expected</b>	50%	56.52%	41.17%	83.33%
<b>Less than originally expected</b>	0%	8.69%	5.88%	0%

**Time To Degree**